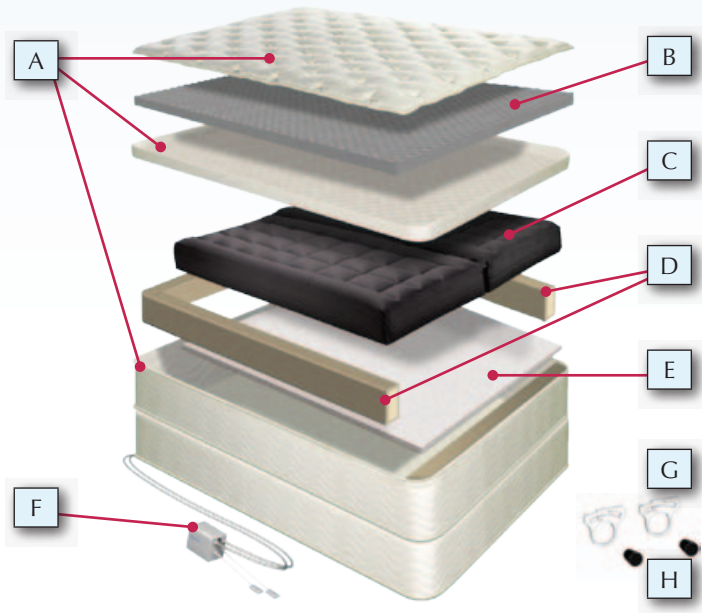


OWNER'S MANUAL

ASSEMBLY AND USE INSTRUCTIONS FOR

SPECIAL EDITION™

RETAIN FOR FUTURE REFERENCE



CHECK YOUR CONTENTS

A	Mattress cover (1 cover with 3 parts zipped together)
B	Topper foam (1)
C	Air core (2 for dual model; 1 for single model)
D	Foam perimeter support (4 pieces: 2 long and 2 short)
E	Support foam underpad (1)
F	AC 3200 air control system (1)
G	Zip lock clamp (2 for dual model; 1 for single model)
H	Black rubber plugs (2)

NOTES

- If anything is missing, please contact Customer Service at [1-888-500-1700](tel:1-888-500-1700) immediately.
- You're ready to start assembling your Comfortaire mattress. If you purchased a foundation, please assemble it first.
- It will take approximately 30-60 minutes to complete the assembly process.
- If, during the assembly or at any time, you have a question or problem, please consult the troubleshooting guide within this manual. If the guide does not provide a solution to the problem, contact customer service by phone at [1-888-500-1700](tel:1-888-500-1700) or by e-mail at CustomerService@ComfortaireDirect.com.

SETUP FOAM PERIMETER SUPPORT

- Remove cover from clear plastic bag.
- Lay cover on top of boxspring, foundation, or platform with quilted side of cover facing upwards and with the precut air slots and law tag facing the head of the mattress. (Fig. 1)
- Completely unzip and remove box top section and set to side (Fig. 1)
- Retrieve foam perimeter support from box
- With zippered sides facing downward, insert the pieces with rounded ends into the foot and head of the cover and remaining pieces (square ends) into each side of the cover. (Fig. 2)
- Align all four (4) corners and attach side foam to end foam using velcro fasteners.
- Retrieve support foam underpad from box.
- Place support foam underpad inside mattress. (Fig 2)

INSERT AIR CORES


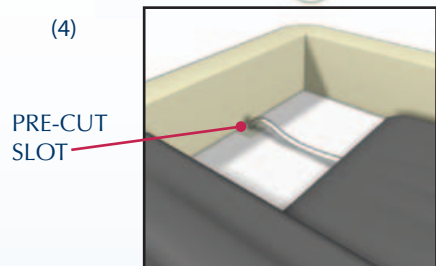


- Retrieve air cores from box.
- With air hose(s) facing downward, lay air core(s) flat inside sidewall cavity. (Fig. 3)
- Insert air hose(s) through pre-cut slots located at head of the mattress. (Fig 4)

SETUP AIR CONTROL SYSTEM

- Remove air control unit from box.
- Attach air hose(s) to pump (Fig 5)
- Attach zipper clamp(s) where air hose(s) connect to nozzle(s) (Fig 5)
- Plug air control unit into power outlet.


SETUP AIR CONTROL SYSTEM

- Remove air control unit from box.
- Attach air hose(s) to pump (Fig 5)
- Attach zipper clamp(s) where air hose(s) connect to nozzle(s) (Fig 5)
- Plug air control unit into power outlet.



ATTACH BOX TOP PANEL

- Retrieve box top section
- Place box top onto mattress cover base. (Fig 6)
- Unzip and remove top panel and set to side.
- Pull down inner fabric flap so that it covers the foam perimeter and begin zipping top panel. When zipping top panel, be sure to pull top and bottom panels together to avoid breaking the zipper.




INNER FABRIC FLAP

- Remove topper foam from clear plastic bag.
- Place the topper foam inside of the boxtop section. Flat side of the foam should face down. (Fig 6)

FINISH ASSEMBLY


- Place top panel of mattress over the topper foam. (Fig 7) Pull down inner fabric flap so that it covers the foam and begin zipping top panel. When zipping top panel, be sure to pull top and bottom panels together to avoid breaking the zipper. (Fig 8)
- Assembled mattress (Figure 9)
- Air control system may be placed under boxspring, foundation, or platform

(6)



AIR CONTROL UNIT

(7)



INNER FABRIC FLAP

(8)

Inner Fabric Flap

Inner Fabric Flap



CAUTION!

Your safety is very important to us. For this reason, we have included explicit written instructions on how to assemble your mattress. When your mattress is assembled in accordance with the instructions herein, it meets the strictest fire standard - 16 C. F. R. part 1633. **Comfortaire Direct, LLC. will not be liable for fire damage and possible personal injuries related to an improperly assembled mattress.** If you have any questions, please contact us directly at 1-888-500-1700 Monday - Friday 8am - 5pm Eastern.

(9)



COMFORTAIRE DIRECT LIMITED WARRANTY

The quality and craftsmanship that we manufacture into every mattress gives Comfortaire Direct, LLC. the confidence to offer the original owner a limited warranty against any defect in workmanship or materials.

WHAT IS COVERED

- Comfortaire Direct, LLC. warrants that your mattress cover will be free from defects in materials and workmanship for a period of one (1) year from the original purchase date.

M A T T R E S S C O V E R	
Years After Original Purchase Date	Original Purchaser's Cost
Up to 1 year	No Cost
After 1 year	Full Price

- Comfortaire Direct, LLC. warrants that all other component parts will be free from defects in materials and workmanship for a period of twenty (20) years from the original purchase date.

M A T T R E S S	
Foam toppers, side rail foams, latex air chambers, and air systems	
Years After Original Purchase Date	Original Purchaser's Cost
Up to 2 years	No Cost
3 - 20 years	20% plus 4% of each year from original purchase

WHAT IS NOT COVERED

- Conditions arising from normal wear and tear. (Conditions arising from normal wear and tear include, but are not limited to, mattress cover compression, foam compression or discoloration of components.)
- Damage from tampering with or opening the warranted product or component.
- Damage from misuse or abuse of the warranted product or component.
- Damage from laundering or dry-cleaning.
- Acts of God, such as, but not limited to, lightning damage.
- Quilting compressions of up to 2" are considered normal and will not be covered under our standard warranty.

WHAT YOU MUST DO

- In the event that repair or replacement resulting from a defect is required, call customer service to obtain a return materials authorization number (RMA).
- Return the warranted product or component in sanitary condition to Comfortaire Direct. Comfortaire Direct, LLC. will incur the cost of shipping up to one year from the original purchase date; after one year the return shipping to Comfortaire Direct, LLC. will be at the customer's expense.
- A credit card number must be provided for the advanced shipment of all pumps, rubber chambers that are less than three years old, and urethane chambers that are less than 1 year old. In the event that a defective part is not returned to Comfortaire Direct, LLC. within 45 days, the credit card will be charged for

the corresponding replacement cost. If you are unable to provide credit card information at the time of the order of the replacement part, the replacement will not be shipped until the defective part is returned.

WHAT WE WILL DO

- In the event that repair or replacement resulting from a defect is required, Comfortaire Direct, LLC. will repair or replace (at Comfortaire Direct's option) the defective product or component at a cost to the original purchaser based on the previous tables. The "price" is the price of the defective product or component at the time the warranty claim is made, or the price of a comparable product or component if the original product or component is no longer in production. Comfortaire Direct, LLC. will forward replacement parts via its normal shipping method.
- Comfortaire Direct, LLC. reserves the right to substitute products or components of equal or better quality, and to use or deliver refurbished products or components, in the repair or replacement of any product under this limited warranty.

WHAT WILL VOID THIS WARRANTY

- Tampering with or opening components of the warranted product or component.
- Misuse or abuse of the warranted product or component.
- Sale, transfer or other disposal of the warranted product or component.

LIMITATIONS

- Your exclusive remedy, IN LIEU OF ALL INCIDENTAL, SPECIAL OR CONSEQUENTIAL DAMAGES, INCLUDING FOR NEGLIGENCE, is limited to repair or replacement of any product or component deemed to be defective under the terms and conditions stated above. Comfortaire Direct, LLC. will bear no other damages or expenses.
- Comfortaire Direct, LLC. reserves the right to refuse to repair or replace any product or component that is returned in an unsanitary condition.
- This Limited Warranty applies only to the product as used in the United States.
- This Limited Warranty is nontransferable.
- Repair or replacement of a product or component under the terms of this Limited Warranty in no way lengthens the limited warranty period.
- ANY IMPLIED WARRANTIES APPLICABLE TO THIS PRODUCT, INCLUDING ANY WARRANTIES OF MERCHANTABILITY OR FITNESS FOR A PARTICULAR PURPOSE, ARE LIMITED IN DURATION TO THE DURATION OF THIS WRITTEN LIMITED WARRANTY. Some states do not allow the exclusion or limitation of incidental or consequential damages, or limitations on the duration of an implied warranty, so the above limitations may not apply to you. This warranty gives you specific legal rights, and you may also have other rights which vary from state to state. All claims relating to the limited warranty products should be made by contacting Customer Service at 1-888-500-1700, e-mailing: customerservice@ComfortaireDirect.com or writing to: Comfortaire Direct, LLC. Customer Service, P.O. Box 9219 Greenville, SC 29604.

Comfortaire Direct